

**REAL-TIME WORLD CONNECTIONS
AT YOUR FINGERTIPS.**



Bring the world closer together with Epson's EB-1420/30Wi interactive business projectors. With the ability to connect between four parties from different countries, its finger-touch interactivity* allows you to control your presentations in real-time. Bolstered by an ultra short-throw capability, wireless printing, and a Whiteboard Mode, choose Epson ultra short-throw interactive projectors that gives you the capacity you need to deliver powerful and collaborative presentations.



EB-1420Wi/1430Wi

- Finger Touch Interactive*
- Whiteboard Sharing
- High Brightness
- Ultra Short Throw
80" 47cm
- Multi PC Projection
- Wi-Fi
- iProjection

ENGINEERED FOR BUSINESS

Finger-touch Interactivity

Easily control all your presentations at your fingertips with several projection modes.

Ultra-short Throw and Other Interactive Advantages

Minimise light and shadow interference in your presentations with Epson's ultra-short throw advantage, as well as optimised dual interactive pens and PC-less interactivity.

Enhanced Whiteboard Feature

Print, save, e-mail and share your meeting discussion points in real-time.



* Applicable only for EB-1430Wi

Featuring advanced interactivity features, versatile projection modes and high colour brightness of up to 3,300 lumens, vibrant and engaging presentations are literally at your fingertips. With the new whiteboard sharing feature, the exchange of information has never been simpler.



Finger-touch Interactivity*

Easily control all your presentations from your fingertips with the finger-touch interactive projector*. With this revolutionary technology, you'll be able to scroll, press and tap, pinch in/out and rotate images using only your fingers, even in wireless projection. Simply use the interactive pens for adding notes or writing and let your fingers do the rest.

Any images or writing on the screen can also be resized and moved as if it were an object. That way, even with limited writing space, you'll be able to shrink down content to make room for new annotations.



Scroll



Erase



Move the object

* Applicable on EB-1430Wi only.

PC-less Interactive Functionality

With this original feature by Epson, you can electronically annotate your document without any PC connection to create compelling presentations. Write on the projector screen like a whiteboard without any input source.

The PC-free Interactive mode allows two people to write simultaneously, with two fingers and two pens operating at the same time for greater interactivity. Bring brainstorming sessions to another level with the EIT3.05 software, which enables six fingers and two pens to work together to deliver a presentation like never before.



Ultra-short Throw and Other Interactive Advantages

Ultra-short Throw Advantage

With ultra-short throw, light from these interactive projectors is less distracting as it barely touches the presenter, ensuring a more comfortable experience compared to conventional models. Shadow interference is also greatly reduced, making presentations a more pleasant experience for all participants.

The ultra-short throw advantage also ensures stable performance when using dual interactive pens and consistent colour uniformity. This makes presentations more pleasant and stress free, allowing you to fully concentrate on delivering your lessons or reports and making information-sharing smoother.

You can now consider retail display projection for higher visibility of any window display products with the ultra-short throw advantage. These projector models also allow you to project onto a table, expanding the possibilities for new interactive lessons in the classroom or office.



Conventional projector with blinding glare on presenter's face

Epson ultra-short throw projector



Desktop projection for window display


Table top projection



Microsoft Office Ink Support

When linked to a PC, the Microsoft Office Ink function lets you handwrite* comments and diagrams directly onto projected Powerpoint, Excel and Word documents, and also save them in their original formats for future editing. Users can take notes and emphasise points on slides during presentations and videoconferences, making group discussions more productive and insightful.

* Only one interactive pen can be used at any time.



Dual Interactive Pens

The dual interactive pens are provided with multi-use and greater interactivity in mind. They work like a computer mouse and are designed to facilitate an easy grip. By connecting wirelessly to the projector or via USB cable through a PC, you can operate your PC mouse using the interactive pens and even your finger* for greater flexibility.

The dual interactive pens are also equipped with a side button, which can be allocated various functions, for quick and easy access and increased usability. The higher response speed and accuracy make drawing as instant and responsive as writing with a real pen on a whiteboard.



Side button - one push to change



* Applicable on EB-1430Wi only.

Enhanced Whiteboard Feature

Whiteboard Share Function


Share and project content easily from the whiteboard mode with your participants through a URL link that can be accessed from their PC or smart devices. The whiteboard share function also allows you to annotate, insert images and save content from any device, increasing engagement and participation. With connectivity of up to 15 devices, meeting participants can input their views to play a more active role during discussions.



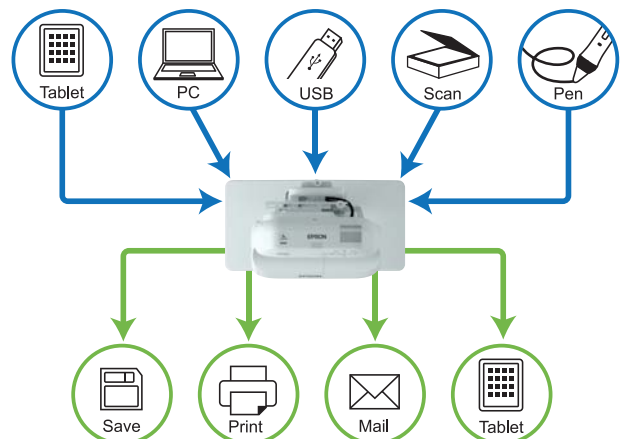
Seamless Sharing with Control Pad and Whiteboard Mode

The included Control Pad enables you to switch to the Whiteboard Mode or other useful features at the touch of a button for seamless sharing.

The Whiteboard Mode allows you to output the meeting results to a maximum of 50 pages in your preferred format, eliminating worries about lack of space. Time to carry out tasks like saving meeting data, sending email, printing and creating meeting minutes is shortened considerably. Previously saved PDF data can now be revised as and when needed.



Connect the Control Pad to a USB printer and read data from USB memory through the control unit. Users can also project presentation materials from mobile phones, multifunction printers and connected networks – full control is at the tip of your fingers.



Advanced Network Functions

Wireless Interactivity


When a PC is needed, the projectors can be seamlessly connected via the EasyMP Network Projection V 2.81 and above application, which wirelessly transmits images, audio, pen positioning information* and even allows for mouse operation**, saving you the hassle and cost of laying out multiple cables.

* Only one interactive pen can be used at any time.

** Mouse operation speed is slower when compared to a USB connection.

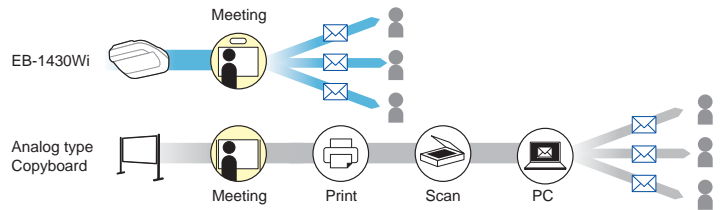
Multi-Location Interactivity

Meetings can now be run simultaneously at up to four different locations around the world, with individual mouse control from each location using the EasyMP Network Projection V 2.81 and above application.



Mailing Function

With the new Mailing Function, users can send emails directly from mail servers, such as Google and Yahoo, to up to 10 email addresses.



Split Screen Interactivity

Users may switch to the split screen projection mode to refer to documents during a conference call for easy reference.




Wide Range of Connectivity

Full Compatibility

Advanced connectivity features mean convenient and hassle-free projections of your presentations. With a wide-ranging interface, these projections not only correspond with multiple conventional analogue sources, they are also compatible with HDMI input. In addition, one of the two HDMI input terminals is MHL-enabled for the mirroring of Android mobile devices.

Simply connect your MHL-compatible device with the MHL cable to fully enjoy your contents on the big screen. What's more, when connected, you can charge your Android mobile device and operate it using the projector's remote control.



Epson iProjection*

With the iProjection application for both iOS and Android, wireless projection from a smart device is possible. This feature supports various files and allows you to present your smartphone contents with ease. It also lets you use other touch-screen operations, such as flicking to turn pages and pinching to zoom in or out.



* In iProjection, projector profile search, multi-screen display, distribution function, audio transfer, movie file transfer, interrupt connection disabling and encryption data transfer capabilities are not supported.

Multi-PC Projection

With the control of a host PC, up to 50 terminals can be connected via the multi-PC projection from a single projector. The host PC acts as a moderator, selecting media from up to four terminals to be projected simultaneously. With the moderator function, you can maintain control and prevent tampering with what's projected on screen.



Ease of Set-up

Projector set-up is simply plug-and-play, with a one-time Auto Calibration and Auto resolution adjustment. No other drivers are required except for Mac OS. What's more, the projected screen size can be adjusted up to a 100-inch maximum to fit any meeting room size, enabling you to easily share information on a big screen wherever you are.



Stunning, Bright Images

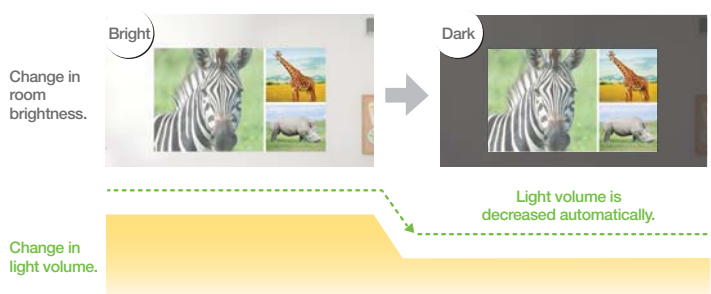

Enjoy sharp, vibrant presentations with images of up to 3,300 lumens. This brightness is calculated based on the new ISO (ISO21118:2013) standard and shows that projected images are 15% brighter than ever before. With the high image brilliance, the screen can be seen clearly even without dimming the ambient lights. In addition, there's no drop in the brightness level even in interactive mode.



Environmentally-friendly

Auto-brightness Adjustment

Save energy consumption and do your part for the environment with the eco-friendly auto-brightness adjustment. The luminance sensor detects the brightness level of the environment and adjusts the projector's brightness automatically, giving you power and cost savings. This function can be turned on/off according to your preference.



Eco Features

- Uses just 0.42W of power in standby mode
- Projector optics employ lead-free lenses
- Unpainted plastic housing reduces the environment impact
- The flame retardants used in the plastic housing do not contain chlorine or bromine

Better Products for a Better Future™

For more information on Epson's environmental programmes, visit <http://global.epson.com/SR/environment>.

PARTNERS IN PERFECTION

Table Top Mount ELPMB29



Projection distance: 350mm/380mm
Supported projection screen size: 38" - 65"
Weight: Approx. 7.5kg
Table thickness supported: 15mm/18mm

Desktop Document Camera ELPDC06



3kg / 6.6lbs
2 megapixels with 30fps
12 x optical zoom
1080p output resolution
HDMI digital connectivity

Ultra portable Document Camera ELPDC06



Easily portable; 0.96kg / 2.11lbs
1.92 megapixels with 15fps
4 x digital zoom
USB powered

Ink Tank System L355



Print speed: 33ppm/cpm
Maximum resolution: 5760 x 1440 dpi
Multifunctional: print, scan, copy
Wireless printing with Epson iPrint



SEE VIBRANT, REALISTIC COLOURS WITH HIGH COLOUR BRIGHTNESS.

A New Specification

Projectors have always had their brightness rated only for white light. However, they may have very different colour brightness levels. The Colour Brightness specification provides a new way for buyers to compare the holistic performance (white and colour light brightness) of projectors to make a more informed decision.



Epson
Colour Brightness 2600 Lumens
White Brightness 2600 Lumens

Competitor
Colour Brightness 750 Lumens
White Brightness 2700 Lumens

What is Colour Brightness?

As the term implies, Colour Brightness is a new international standard that states a projector's colour light output in lumens. It measures the brightness of a projector's red, green and blue light.

These are the measurements to look for:

- Colour Brightness - Colour Light Output**
- White Brightness - White Light Output**



Epson

Competitor

* Compared against similarly-priced leading 1-chip DLP® business and education projectors based on NPD data from July 2011 through June 2012 (available from www.npd.com). Colour brightness (colour light output) measured in accordance with IDMS 15.4. Actual colour brightness will vary depending on actual usage conditions. 3LCD® is a registered trademark of Seiko Epson Corporation. DLP® is a registered trademark of Texas Instruments, Inc. and its use here does not imply any affiliation with or endorsement by them.

Why Does Colour Brightness Matter?

Even if a projector has high white brightness, its Colour Brightness could be as low as 1/3 of its white light brightness specification. With a projector that has high Colour Brightness, you'll see vibrant, realistic colours; but if Colour Brightness is low, colours can look dull and dark, skin tones can be reproduced poorly and important details can be lost.

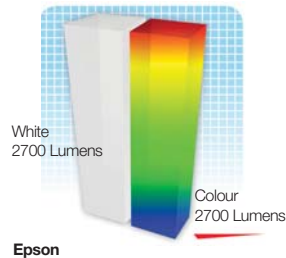


Epson

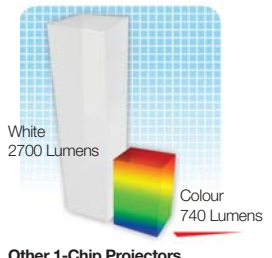
Competitor

How to Find a Projector's Colour Brightness?

1. Look for separate Colour Brightness and white brightness specification.
2. Projectors with similar white brightness levels can have vastly different and significantly lower Colour Brightness levels.
3. Many manufacturers may not want you to know their projectors are only 1/3 as bright when measuring colour.



Epson



Other 1-Chip Projectors



www.epson.com.sg/colourbrightness

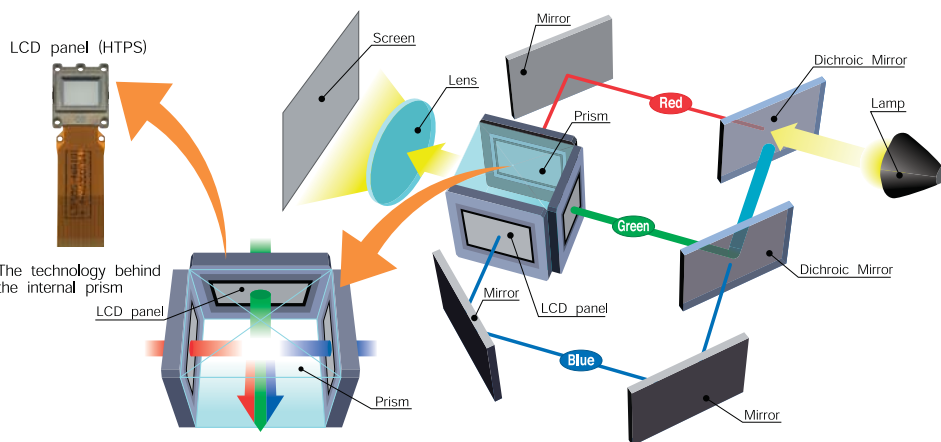
EPSON 3LCD TECHNOLOGY – FOR BRIGHT, FAITHFUL COLOURS

3LCD projectors offer brighter and more accurate colours as they produce different shades and hues by filtering, then mixing beams of the three primary colours (red, green and blue).

In a 3LCD projector, white light is first split into the three beams of primary colours. Each beam is then filtered through its own LCD that will give each individual pixel of the image its exact brightness for each colour. The colour beams are then perfectly recombined in a prism before being projected out as a complete image.

This compares to projectors using single-chip technology that actually project individual colours sequentially by filtering their single white light beam through a colour wheel, and then relying on human colour perception to combine the colours in the viewers' minds.

As a result, 3LCD projectors also offer greater detail, smoother gradations, no "colour breakup" effect, are easier on viewers' eyes, and consume about 25% less power to achieve the same brightness compared to a single-chip projector using a lamp of the same wattage.



3LCD projector : RGB are projected at the same time, which makes the single composite image easy on the eyes.

• An independent test by projector review media ProjectorCentral.com in 2009 of about 800 projectors found that on average, 3LCD projectors use 25% less power than single-chip projectors.



www.3lcd.com

MODEL NUMBER	EB-1420Wi	EB-1430Wi
Projection Technology	RGB liquid crystal shutter projection system (3LCD)	
Specifications of Main Parts		
LCD	Size	0.59" with MLA (D6)
	Native Resolution	WXGA (1280 x 800)
Projection Lens	Type	No Optical zoom / Focus (Manual)
	F-Number	1.80
	Focal Length	3.71mm
	Zoom Ratio	1.0 - 1.35 (Digital zoom)
	Throw Ratio	0.27 - 0.37 (Wide - Tele)
Lamp	Type	245W UHE
	Life (Normal / Eco) ¹⁾	4,000 hours / 6,000 hours
Screen Size (Projected Distance)	60" - 100" [0.348 - 0.597 m]	
Brightness²⁾		
White Light Output (Normal / Eco)	3,300lm / 1,900lm	
Colour Light Output	3,300lm	
Contrast Ratio	Auto Iris: On	10,000:1
Internal Speaker(s)		
Sound Output	16W Monaural	
Keystone Correction		
Vertical / Horizontal	±3° / ±3°	
Connectivity		
Analog RGB Input	D-Sub 15Pin	1 (Blue)
Video Input	Composite	RCA x 1 (Yellow)
Video Output	D-Sub 15Pin	1 (Black)
Digital Input	HDMI	2 (HDCP Supported, MHL x 1)
Audio Input	Stereo Mini Jack	3
Audio Output	Stereo Mini Jack	1
USB Input	USB Type A	USB 1 (ELPDC06 Document Camera) / USB 2 (USB Memory, Firmware Update, Copy OSD Settings)
	USB Type B	1 (USB Display, Mouse, K/B, Control, Interactive)
Control I/O	RS-232C	D-Sub 9pin x 1
	Remote Control Input	Stereo mini x 1
	Interactive Sync.	Stereo mini x 2 (In x 1, Out x 1)
	Touch Unit Control	N/A
Network I/O	Wired LAN	RJ45 x 1
	Wireless	Yes (ELPAP07 included)
Interactive Specification		
Interactive Unit		
Technology	Infrared	
Input Devices	Interactive Pen	Digital Pen (Easy Interactive Pen 1 & 2)
	Fingers	No
Connection To Computer	USB, Network	
Calibration	Auto / Manual (25 Points)	
Functions	Hover, Right Click, Auto Adjust Pen Area	
Touch Unit		
Maximum Dimension (D X W X H)	N/A	51 x 207 x 95 mm
Weight	N/A	450g
Operating Temperature	5 - 35 °C <41 - 95 °F> (0m / 0 ft to 2,286m / 7,500ft) 5 - 30 °C <41 - 86 °F> (over 2,286m / 7,500ft) (20% - 80% humidity, unfrozen)	
Operating Altitude	0 - 3,000 m <0 - 9,842 ft>	
Direct Power On / Off	Yes / N/A	
Start-Up Period	8 seconds, Warm-up Period: 30 seconds	
Cool Down Period	Instant Off	
Power Supply Voltage	100 - 240 V AC ±10%, 50/60 Hz	
Power Consumption (220 - 240V)		
Lamp On (Normal / Eco)	365W / 274W	
Standby (Network On / Off)	2.5W / 0.42W	
Dimension Excluding Feet (D X W X H)	375 x 367 x 155 mm	
Weight	5.6kg	
Fan Noise (Normal / Eco)	35dB / 28dB	
External Control Pad Specification		
Dimension (Exclude Protrusion) (D X W X H)	29 x 136 x 149 mm	
Weight	240g (Excluding Batteries and Rubber Feet)	
Battery Life	Condition: 250 days/year, 100 times/day, 0.5s/Time / Alkaline Dry Cell: 2.8 years / Manganese Dry Cell: 0.6 year	
Hardware Buttons	Power, Whiteboard, Capture, Save, Print, Source Search	
Interface(s)	USB Type-A (User Input)	2 (USB Memory / Printer)
	USB Type-B (User Input)	1 (PC-Interactive/ USB Display)
	Stereo Mini Jack	1 (for Power Source)

¹⁾ Lamp life will vary depending upon mode selected, environmental conditions and usage. Lamp brightness decreases over time.

²⁾ Colour brightness (colour light output) and white brightness (white light output) will vary depending on usage conditions. Colour light output measured in accordance with IDMS 15:4; white light output measured in accordance with ISO 21118.

³⁾ When used in the general office environment (the amount of floating dust: 0.04 - 0.2 mg/m³). Based on the Epson's in-house test results. 25°C (77°F)

Supplied Accessories

Power Cable: 4.5 m
Remote Control: Yes, with battery attached
User's Manual Set: Attached
USB Cable: 5m x 2, 1.8m x 1
External Control Pad
Easy Interactive Pen x 2
Pen Tray
Setting Plate (Wall Mount)
Wireless LAN Unit (ELPAP07)
Light Curtain Unit (EB-1430Wi only)

Optional Accessories

Spare Lamp: ELPLP80
Air Filter: ELPAF40
Table Mount Bracket: ELPMB29
Quick Wireless Key: ELPAP09

EB-1420Wi



EB-1430Wi



©2014 Epson Singapore Pte Ltd. All Rights Reserved. Reproduction in part or in whole, without the written permission from Epson, is strictly prohibited.

EPSON and EXCEED YOUR VISION are registered trademarks of Seiko Epson Corporation.

All other product names and other company names used herein are for identification purposes only and are the trademarks or registered trademarks of their respective owners.

Epson disclaims any and all rights in those marks. Projected images shown herein are simulations. The actual product design and contents may vary. Specifications are subject to change without notice and may vary between countries. Please check with local Epson offices for more information.

Apple, iPad and iPhone are trademarks of Apple Inc., registered in the U.S. and other countries. App Store is a service mark of Apple Inc.

Android is a trademark of Google Inc.

Information correct as at August 2014